







REGION: DAR ES SALAAM		<b>BROOKSIDE</b>				DISTRICT: UBUNGO																
<b>SCHOOL INDIVIDUAL PERFORMANCE ANALYSIS</b>																						
<b>SCHOOL AVERAGE</b>		<b>46.1</b>		<b>CATEGORY</b>		<b>ABOVE 40</b>		<b>GRADE</b>		<b>A</b>												
<b>GRADE/MARKS</b>			<b>GRADE ANALYSIS VS PERCENTAGE</b>																			
		<b>MATH</b>		<b>KISW</b>		<b>ENG</b>		<b>SCI</b>		<b>SST</b>		<b>CME</b>										
<b>A [41 - 50]</b>	<b>130</b>	<b>93%</b>	<b>124</b>	<b>89%</b>	<b>136</b>	<b>97%</b>	<b>123</b>	<b>88%</b>	<b>125</b>	<b>89%</b>	<b>130</b>	<b>93%</b>										
<b>B [31 - 40]</b>	<b>5</b>	<b>4%</b>	<b>15</b>	<b>11%</b>	<b>4</b>	<b>3%</b>	<b>16</b>	<b>11%</b>	<b>12</b>	<b>9%</b>	<b>10</b>	<b>7%</b>										
<b>C [21 - 30]</b>	<b>5</b>	<b>4%</b>	<b>1</b>	<b>1%</b>	<b>0</b>	<b>0%</b>	<b>1</b>	<b>1%</b>	<b>3</b>	<b>2%</b>	<b>0</b>	<b>0%</b>										
<b>D [11 - 20]</b>	<b>0</b>	<b>0%</b>	<b>0</b>	<b>0%</b>	<b>0</b>	<b>0%</b>	<b>0</b>	<b>0%</b>	<b>0</b>	<b>0%</b>	<b>0</b>	<b>0%</b>										
<b>E [01 - 10]</b>	<b>0</b>	<b>0%</b>	<b>0</b>	<b>0%</b>	<b>0</b>	<b>0%</b>	<b>0</b>	<b>0%</b>	<b>0</b>	<b>0%</b>	<b>0</b>	<b>0%</b>										
<b>SUBJECT RANKING</b>				<b>OVERALL GRADE ANALYSIS</b>																		
<b>ENGLISH</b>	<b>48.1</b>	<b>96%</b>	<b>1</b>	<b>GRADES</b>	<b>BOYS</b>	<b>GIRLS</b>	<b>TOTAL</b>	<b>PASS%</b>														
<b>MATHEMATICS</b>	<b>47.0</b>	<b>94%</b>	<b>2</b>	<b>A [41 - 50]</b>	<b>61</b>	<b>72</b>	<b>133</b>	<b>93%</b>														
<b>CIVIC AND MORAL EDUCATION</b>	<b>46.3</b>	<b>93%</b>	<b>3</b>	<b>B [31 - 40]</b>	<b>6</b>	<b>1</b>	<b>7</b>	<b>5%</b>														
<b>SOCIAL STUDIES</b>	<b>45.7</b>	<b>91%</b>	<b>4</b>	<b>C [21 - 30]</b>	<b>0</b>	<b>0</b>	<b>0</b>	<b>0%</b>														
<b>KISWAHILI</b>	<b>44.9</b>	<b>90%</b>	<b>5</b>	<b>D [11 - 20]</b>	<b>0</b>	<b>0</b>	<b>0</b>	<b>0%</b>														
<b>SCIENCE</b>	<b>44.3</b>	<b>89%</b>	<b>6</b>	<b>E[01 - 10]</b>	<b>0</b>	<b>0</b>	<b>0</b>	<b>0%</b>														
<b>SAT</b>	<b>140</b>		<b>98%</b>		<table border="1"> <tr> <td colspan="4"><b>PASS % BY SEX</b></td> </tr> <tr> <td colspan="2"><b>67</b></td> <td colspan="2"><b>73</b></td> </tr> <tr> <td></td> <td><b>47%</b></td> <td></td> <td><b>53%</b></td> </tr> </table>						<b>PASS % BY SEX</b>				<b>67</b>		<b>73</b>			<b>47%</b>		<b>53%</b>
<b>PASS % BY SEX</b>																						
<b>67</b>		<b>73</b>																				
	<b>47%</b>		<b>53%</b>																			
<b>ABSENTEES</b>	<b>3</b>		<b>2%</b>																			
<b>PASSED</b>	<b>140</b>		<b>98%</b>																			
<b>FAILED</b>	<b>0</b>		<b>0%</b>																			

NO	NAME	SEX	MATH		KISW		ENG		SCI		SST		CME		TOTAL	AVG	GRADE	POS
1	FAITH DAMAS MHUMBA	F	50	A	49	A	50	A	48	A	50	A	50	A	297	49.5	A	1
2	ALEX EVARISTO LUPUMBWE	M	50	A	49	A	50	A	48	A	50	A	49	A	296	49.3	A	3.5
3	BRIGTHBARAKA BONIFACE MMASY	M	50	A	48	A	50	A	48	A	50	A	50	A	296	49.3	A	3.5
4	CAREEN FRANCIS WAWERU	F	50	A	49	A	50	A	47	A	50	A	50	A	296	49.3	A	3.5
5	ANGELAIIKA ELIAS MALIMA	F	50	A	49	A	49	A	48	A	50	A	50	A	296	49.3	A	3.5
6	PAUL AXCELEY KILEO	M	50	A	49	A	50	A	48	A	49	A	48	A	294	49.0	A	6.5
7	GLADNESS FRANK MOSHI	F	50	A	48	A	48	A	48	A	50	A	50	A	294	49.0	A	6.5
8	DOREEN TITHO RUNOBO	F	50	A	49	A	50	A	45	A	49	A	50	A	293	48.8	A	9.5
9	FARAJA EMMANUEL SHAO	F	50	A	47	A	48	A	48	A	50	A	50	A	293	48.8	A	9.5
10	IVANNA ISAACK MSEMA	F	50	A	46	A	49	A	48	A	50	A	50	A	293	48.8	A	9.5
11	MARIAM ABDALLAH VATINGA	F	50	A	48	A	49	A	48	A	50	A	48	A	293	48.8	A	9.5
12	DERICK DISMAS MGANI	M	50	A	48	A	50	A	48	A	46	A	50	A	292	48.7	A	13
13	GLORY JACKSON MOSHA	F	50	A	49	A	48	A	46	A	49	A	50	A	292	48.7	A	13
14	PEACE DICKSON MVANDA	F	50	A	49	A	50	A	48	A	48	A	47	A	292	48.7	A	13
15	GODSON LEONARD SINGO	M	49	A	48	A	49	A	47	A	49	A	49	A	291	48.5	A	15.5
16	MARIA NZOTA NUNGU	F	50	A	48	A	49	A	48	A	48	A	48	A	291	48.5	A	15.5
17	AKRAM ASIAD SELEMAN	M	50	A	47	A	50	A	48	A	48	A	47	A	290	48.3	A	21
18	ALLAN SALVATORY MASSAWE	M	49	A	45	A	50	A	47	A	50	A	49	A	290	48.3	A	21
19	CHAVON AARON MEENA	F	50	A	48	A	48	A	47	A	47	A	50	A	290	48.3	A	21
20	DANIELA ALFRED KALABA	F	48	A	49	A	48	A	46	A	50	A	49	A	290	48.3	A	21
21	FAIDHA OMARY HUSSEIN	F	50	A	48	A	48	A	46	A	50	A	48	A	290	48.3	A	21
22	GRACE FRANK BONIFACE	F	49	A	48	A	48	A	47	A	49	A	49	A	290	48.3	A	21

NO	NAME	SEX	MATH		KISW		ENG		SCI		SST		CME		TOTAL	AVG	GRADE	POS
23	MALAIKA PASCOR LAIZER	F	50	A	48	A	49	A	47	A	48	A	48	A	290	48.3	A	21
24	MERCY ANDREW BALTAZAR	F	50	A	47	A	49	A	48	A	49	A	47	A	290	48.3	A	21
25	TUNU JOSEPHAT MURII	F	50	A	46	A	50	A	48	A	48	A	48	A	290	48.3	A	21
26	AMANI EMMANUEL SALILA	M	50	A	46	A	47	A	47	A	50	A	49	A	289	48.2	A	26.5
27	KARINA RAMADHANI MSHINDO	F	50	A	45	A	48	A	46	A	50	A	50	A	289	48.2	A	26.5
28	AYTHAN WANDERA MKANGA	M	50	A	45	A	50	A	47	A	49	A	47	A	288	48.0	A	30.5
29	EVAN GODLOVE MZIRAY	M	49	A	48	A	50	A	46	A	45	A	50	A	288	48.0	A	30.5
30	BRIELLA FESTO MSOFFE	F	45	A	47	A	50	A	46	A	50	A	50	A	288	48.0	A	30.5
32	DORICAS PRIVO KIMARO	F	50	A	49	A	48	A	44	A	48	A	49	A	288	48.0	A	30.5
33	ESTHER ERICK MAKWETA	F	50	A	46	A	50	A	45	A	47	A	50	A	288	48.0	A	30.5
34	JITENDER JUSTINE MGOWE	F	50	A	47	A	50	A	44	A	48	A	49	A	288	48.0	A	30.5
35	ELIAS DAMAS SHOMARI	M	48	A	44	A	50	A	48	A	48	A	49	A	287	47.8	A	35
36	HAIRATH HAMIS YASSIN	F	49	A	48	A	45	A	45	A	50	A	50	A	287	47.8	A	35
37	PRISILLA ELISANTE MANDA	F	49	A	48	A	50	A	44	A	50	A	46	A	287	47.8	A	35
38	GEORGE MICHAEL MHINA	M	49	A	47	A	50	A	47	A	45	A	48	A	286	47.7	A	39
39	JASON DANIEL KAWICHE	M	50	A	46	A	49	A	45	A	49	A	47	A	286	47.7	A	39
40	JOVAN JOHN MUNIS	M	50	A	45	A	48	A	44	A	50	A	49	A	286	47.7	A	39
41	ROSE WINNIE SOMBE	F	45	A	49	A	50	A	47	A	48	A	47	A	286	47.7	A	39
42	SUZAN FREDRICK MUSSA	F	49	A	47	A	50	A	45	A	48	A	47	A	286	47.7	A	39
43	IZADINI AHADI MSUYA	M	50	A	45	A	49	A	47	A	48	A	46	A	285	47.5	A	44.5
44	RAWLINGS JERRY MJEMA	M	50	A	45	A	50	A	48	A	46	A	46	A	285	47.5	A	44.5

NO	NAME	SEX	MATH		KISW		ENG		SCI		SST		CME		TOTAL	AVG	GRADE	POS
45	BERNICE EMILY LEMINGTON	F	50	A	48	A	48	A	46	A	45	A	48	A	285	47.5	A	44.5
46	BRIGHTNESS JOHN HUNJA	F	50	A	46	A	48	A	43	A	50	A	48	A	285	47.5	A	44.5
47	MAGRETH JOHN JEREMIA	F	50	A	46	A	49	A	48	A	46	A	46	A	285	47.5	A	44.5
48	SHAMSA HEMEDI MALIYAGA	F	50	A	47	A	49	A	43	A	47	A	49	A	285	47.5	A	44.5
49	ADRIEL-MATHEW JOSEPH SICHALWE	M	46	A	44	A	50	A	48	A	48	A	48	A	284	47.3	A	50.5
50	DANIEL FRANK KANJANJA	M	46	A	46	A	48	A	45	A	50	A	49	A	284	47.3	A	50.5
51	ETHAN ROBSON MMBANDO	M	49	A	49	A	49	A	44	A	47	A	46	A	284	47.3	A	50.5
52	EUGEN MICHAEL MKAANGA	M	47	A	45	A	50	A	47	A	47	A	48	A	284	47.3	A	50.5
53	KENEDY ANDERSON MARERE	M	50	A	45	A	46	A	47	A	47	A	49	A	284	47.3	A	50.5
54	PRECIOUSAMANDA AMANI KAKANA	F	47	A	46	A	50	A	48	A	49	A	44	A	284	47.3	A	50.5
55	GIAN GIDEON MARTIN	M	50	A	47	A	50	A	46	A	44	A	46	A	283	47.2	A	56
56	CAREEN WENCESLAUS PETER	F	48	A	48	A	48	A	48	A	43	A	48	A	283	47.2	A	56
57	DEBORA TITHO AMBANGILE	F	50	A	49	A	48	A	44	A	48	A	44	A	283	47.2	A	56
58	HILDA JAMES GAU	F	48	A	48	A	48	A	40	B	49	A	50	A	283	47.2	A	56
59	NASMA ALDINI JUMA	F	47	A	47	A	48	A	47	A	48	A	46	A	283	47.2	A	56
60	ANCIOUS RESPICIOUS KUNDAWA	M	50	A	41	A	49	A	46	A	49	A	47	A	282	47.0	A	63
61	CHRISANDER REGNALD MAKUNDI	M	46	A	49	A	50	A	43	A	45	A	49	A	282	47.0	A	63
62	DENIS ERASMOS MMASY	M	50	A	47	A	49	A	44	A	44	A	48	A	282	47.0	A	63
63	JAYDEN FRANISIS FULGENCE	M	50	A	46	A	50	A	42	A	45	A	49	A	282	47.0	A	63
64	TAMIMU MOHAMED MUSSA	M	50	A	46	A	50	A	46	A	44	A	46	A	282	47.0	A	63
65	ANNAMARIA GREGORY IPANDA	F	50	A	44	A	46	A	47	A	46	A	49	A	282	47.0	A	63
66	CHARITY ELIFADHIL KILEO	F	48	A	48	A	48	A	44	A	46	A	48	A	282	47.0	A	63

NO	NAME	SEX	MATH		KISW		ENG		SCI		SST		CME		TOTAL	AVG	GRADE	POS
67	GLADNESS ZAKAYO MBWILIZA	F	48	A	48	A	48	A	44	A	44	A	50	A	282	47.0	A	63
68	SAMIRA DAUDI SHEKIOGWE	F	48	A	45	A	49	A	49	A	45	A	46	A	282	47.0	A	63
69	ELISHAMA FRANK MBATTA	M	48	A	48	A	50	A	43	A	46	A	46	A	281	46.8	A	69
70	RICHARD JOSEPH NJAU	M	46	A	45	A	50	A	45	A	46	A	49	A	281	46.8	A	69
71	VANESA BENSON MICHAEL	F	50	A	40	B	50	A	45	A	49	A	47	A	281	46.8	A	69
72	AVELINA GASPAR MASSAWE	F	50	A	45	A	46	A	47	A	50	A	42	A	280	46.7	A	73
73	DEBORAH DEODATUS TEMBA	F	48	A	48	A	46	A	45	A	46	A	47	A	280	46.7	A	73
74	DELILAH YONA MPOGOLE	F	46	A	47	A	48	A	42	A	48	A	49	A	280	46.7	A	73
74	SARAH DISMAS MBONDE	F	49	A	42	A	49	A	46	A	47	A	47	A	280	46.7	A	73
75	SINGA IBRAHIM WERONGO	F	50	A	45	A	49	A	45	A	45	A	46	A	280	46.7	A	73
76	MOSESGODBLESS AMOS NENE	M	49	A	45	A	50	A	41	A	45	A	49	A	279	46.5	A	76.5
77	NOURAN HASSAN DINU	M	49	A	46	A	50	A	43	A	45	A	46	A	279	46.5	A	76.5
78	AMANI KULINAIN AMANI	M	47	A	46	A	47	A	44	A	47	A	47	A	278	46.3	A	81
79	DAVIS NSAJI MWAKIBINGA	M	47	A	48	A	48	A	40	B	48	A	47	A	278	46.3	A	81
80	FURAHA EMMANUEL SHAO	M	48	A	38	B	48	A	48	A	48	A	48	A	278	46.3	A	81
81	DEBORA FAUSTINE KIMARIO	F	50	A	46	A	48	A	44	A	41	A	49	A	278	46.3	A	81
82	GLORY VICENT HAULE	F	48	A	47	A	48	A	43	A	49	A	43	A	278	46.3	A	81
83	NAJMA UWESU MOHAMED	F	49	A	41	A	49	A	46	A	47	A	46	A	278	46.3	A	81
84	SKYLAH HASSAN MUYINGA	F	50	A	40	B	48	A	47	A	46	A	47	A	278	46.3	A	81
85	ALVIN LOUIS PASCAL	M	45	A	47	A	50	A	42	A	46	A	47	A	277	46.2	A	88.5
86	BENICE KELVIN NGAEJE	M	49	A	42	A	45	A	45	A	49	A	47	A	277	46.2	A	88.5
87	DANIEL MCHAGUA JOHN	M	49	A	43	A	47	A	43	A	49	A	46	A	277	46.2	A	88.5

NO	NAME	SEX	MATH		KISW		ENG		SCI		SST		CME		TOTAL	AVG	GRADE	POS
88	HARRISON EDSON MIMATA	M	48	A	46	A	48	A	43	A	45	A	47	A	277	46.2	A	88.5
89	JOSHUA ERICK SWAI	M	46	A	42	A	46	A	48	A	47	A	48	A	277	46.2	A	88.5
90	MBARAKA RASHID JUMA	M	46	A	45	A	50	A	40	B	47	A	49	A	277	46.2	A	88.5
91	AYLETH JOHN KATABI	F	49	A	44	A	48	A	45	A	46	A	45	A	277	46.2	A	88.5
92	PARIS ZEPHANIA TUMBO	F	47	A	48	A	47	A	44	A	45	A	46	A	277	46.2	A	88.5
93	DELVIN DEOGRATIUS SWAY	M	50	A	46	A	46	A	44	A	42	A	48	A	276	46.0	A	94
94	YANN JOSEPH MSARIKI	M	48	A	47	A	50	A	43	A	45	A	43	A	276	46.0	A	94
95	SUZANA DAUDI KALIMI	F	45	A	45	A	50	A	44	A	48	A	44	A	276	46.0	A	94
96	IGNASI JOHN MALETO	M	49	A	44	A	50	A	40	B	43	A	49	A	275	45.8	A	96
97	CYLUS EMANUEL NNKO	M	46	A	40	B	48	A	47	A	50	A	43	A	274	45.7	A	99
98	DAVID NSAJI MWAKIBINGA	M	49	A	42	A	50	A	38	B	48	A	47	A	274	45.7	A	99
99	FRANCIS PETER LOUIS	M	48	A	45	A	49	A	42	A	44	A	46	A	274	45.7	A	99
100	SURAHIIYA ALLY KASSIM	F	45	A	42	A	50	A	48	A	46	A	43	A	274	45.7	A	99
101	TRICIA PETER NDAMA	F	50	A	41	A	47	A	49	A	40	B	47	A	274	45.7	A	99
102	JONAS MAGESA MUSIRIKALE	M	43	A	45	A	50	A	44	A	41	A	49	A	272	45.3	A	102.5
103	RICHARD ZACHARIA MASIGE	M	43	A	42	A	48	A	47	A	47	A	45	A	272	45.3	A	102.5
104	NUUMAN YAHAYA MVUNGI	M	46	A	42	A	48	A	42	A	48	A	45	A	271	45.2	A	105
105	REYNOLDS PRAYGOD LYIMO	M	50	A	43	A	50	A	44	A	41	A	43	A	271	45.2	A	105
106	NATASHA IBRAHIM ABDUL	F	49	A	43	A	49	A	45	A	44	A	41	A	271	45.2	A	105
107	AMAN IVAN KAKANA	M	50	A	41	A	47	A	41	A	45	A	46	A	270	45.0	A	108
108	ANETH EMMANUEL MUNISHI	F	45	A	43	A	47	A	44	A	45	A	46	A	270	45.0	A	108
109	ANGEL ALEX SENKORO	F	44	A	45	A	47	A	45	A	44	A	45	A	270	45.0	A	108

NO	NAME	SEX	MATH		KISW		ENG		SCI		SST		CME		TOTAL	AVG	GRADE	POS
110	NANCY ANTIPACY SIXBERT	F	50	A	40	B	50	A	45	A	42	A	42	A	269	44.8	A	110.5
111	NICOLE SALUM SALVATORY	F	50	A	44	A	49	A	43	A	38	B	45	A	269	44.8	A	110.5
112	BROWN MUSSA ALLY	M	50	A	42	A	46	A	40	B	48	A	42	A	268	44.7	A	112
113	ELLY FREDRICK NDEGE	M	50	A	45	A	48	A	36	B	42	A	46	A	267	44.5	A	114
114	SAMIR OMARY MCHAMBWA	M	44	A	45	A	47	A	41	A	43	A	47	A	267	44.5	A	114
115	MILHAM RAMADHAN MPUNA	F	46	A	47	A	48	A	45	A	37	B	44	A	267	44.5	A	114
116	ABBIEGABRIELLA JOHNSON KIWIA	F	43	A	39	B	49	A	38	B	49	A	48	A	266	44.3	A	117
117	CAREEN KENETH MWAMHONJO	F	45	A	40	B	45	A	45	A	42	A	49	A	266	44.3	A	117
118	CHRISTALETICIA GEORGE MARCO	F	46	A	44	A	46	A	44	A	41	A	45	A	266	44.3	A	117
119	IVAN GERALD MWALUTAMBI	M	45	A	41	A	50	A	37	B	45	A	47	A	265	44.2	A	119.5
120	NEONGABO DAVID NYAMHETO	M	44	A	49	A	39	B	43	A	46	A	44	A	265	44.2	A	119.5
121	RICHARD HEZRON MWALWIBA	M	41	A	43	A	48	A	41	A	46	A	45	A	264	44.0	A	121
122	MADELEINE CHRISTOPHER MAKWAIA	F	50	A	47	A	50	A	43	A	29	C	43	A	262	43.7	A	122
123	STEWART EDES KASHABANO	M	42	A	39	B	48	A	42	A	46	A	44	A	261	43.5	A	124
124	LUISA GODWIN MTENGA	F	46	A	39	B	50	A	45	A	45	A	36	B	261	43.5	A	124
125	MILCAH BRIAN LELO	F	50	A	47	A	42	A	33	B	47	A	42	A	261	43.5	A	124
126	RAHMA MOHAMED ABASI	F	48	A	32	B	46	A	48	A	39	B	47	A	260	43.3	A	126
127	SHAVON DASTAN MAKINDA	M	40	B	43	A	47	A	41	A	43	A	45	A	259	43.2	A	127
128	CHARITY BERLNSON KISAKA	F	47	A	41	A	42	A	43	A	40	B	44	A	257	42.8	A	128
129	YAFETY MBONOSI KYARIGA	M	37	B	41	A	49	A	47	A	43	A	39	B	256	42.7	A	129
130	KAUTHAR RAMADHAN CHILUMBA	F	44	A	42	A	49	A	42	A	38	B	39	B	254	42.3	A	130
131	ESTER EMILEMBE DASTAN	F	48	A	47	A	46	A	36	B	40	B	36	B	253	42.2	A	131

NO	NAME	SEX	MATH		KISW		ENG		SCI		SST		CME		TOTAL	AVG	GRADE	POS
132	SASHA BENO NDONDE	F	42	A	40	B	47	A	41	A	45	A	33	B	248	41.3	A	132
133	MATHIAS WENDO MBOGONI	M	29	C	43	A	48	A	41	A	38	B	48	A	247	41.2	A	133
134	VALENTINE ALFRED MTUI	M	36	B	40	B	49	A	35	B	40	B	38	B	238	39.7	B	134
135	IBRAHIM IDRISA MTAMIKE	M	31	B	39	B	48	A	40	B	38	B	40	B	236	39.3	B	135
136	MUDRICK JUMANNE MNOLA	M	35	B	35	B	43	A	42	A	33	B	43	A	231	38.5	B	136
137	ALICE REVOCATUS SHAYO	F	29	C	42	A	38	B	36	B	43	A	39	B	227	37.8	B	137
138	SABRI SHAA ALLY	M	23	C	41	A	47	A	39	B	28	C	44	A	222	37.0	B	138
139	NATHAN DISMAS MALLYA	M	28	C	29	C	38	B	36	B	32	B	34	B	197	32.8	B	139
140	SHABAN MAKALA NASSORO	M	28	C	40	B	36	B	21	C	29	C	32	B	186	31.0	B	140
141	GABRIEL GODFREY MANI	M																
142	CLARA LAZARO KALAGHE	F																
143	SAUMU JUMAA MTAKUJA	F																